

haynesboone.com



HAYNES AND BOONE, LLP OILFIELD SERVICES BANKRUPTCY TRACKER

August 12, 2019

haynesboone

AUSTIN
CHARLOTTE
CHICAGO
DALLAS
DENVER
FORT WORTH
HOUSTON
LONDON
MEXICO CITY
NEW YORK
ORANGE COUNTY
PALO ALTO
RICHARDSON
SAN ANTONIO
SHANGHAI
THE WOODLANDS
WASHINGTON, D.C.

© 2019 Haynes and Boone, LLP

Since the beginning of 2015 through August 2019, Haynes and Boone, LLP has tracked the filing of 185 oilfield services (OFS) bankruptcies detailing the secured and unsecured debt for each case.

The total amount of aggregate debt administered in oilfield services bankruptcies during this period is approximately \$65 billion. During 2018 – Q2 2019, the OFS bankruptcy filings decreased both in number (22 filings) and in aggregate debt (\$11.5 billion) compared to 2017 (approximately 40 filings and aggregate debt of \$35 billion). We note the July 2019 filing of Weatherford, the announced reductions of drilling programs and observe that the OFS sector is in a trough. Haynes and Boone will continue to monitor this sector in 2019 for any additional bankruptcy filings should they occur.

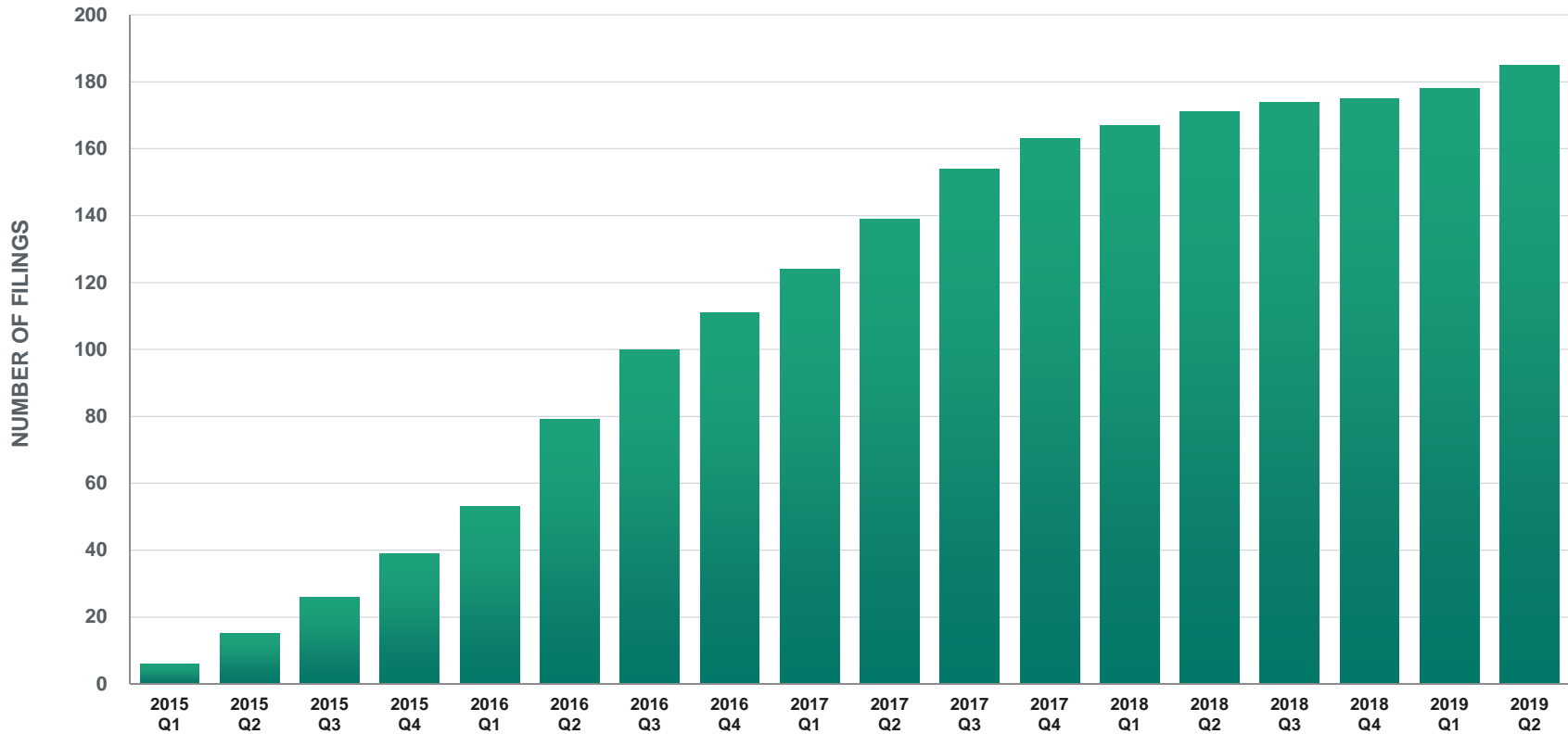
Our lawyers have played a key role in a number of high-profile E&P, midstream, and oilfield service matters, including asset sales, refinancings, debt restructurings and Chapter 11 cases, representing debtors, creditors, energy lenders, and private equity investors.

Haynes and Boone publishes companion reports on producers in the **Oil Patch Bankruptcy Monitor**, and for midstream companies in the **Midstream Report**. For additional information on the industry please see these reports and the **Haynes and Boone Energy Roundup** as indicators of the impact of market conditions.



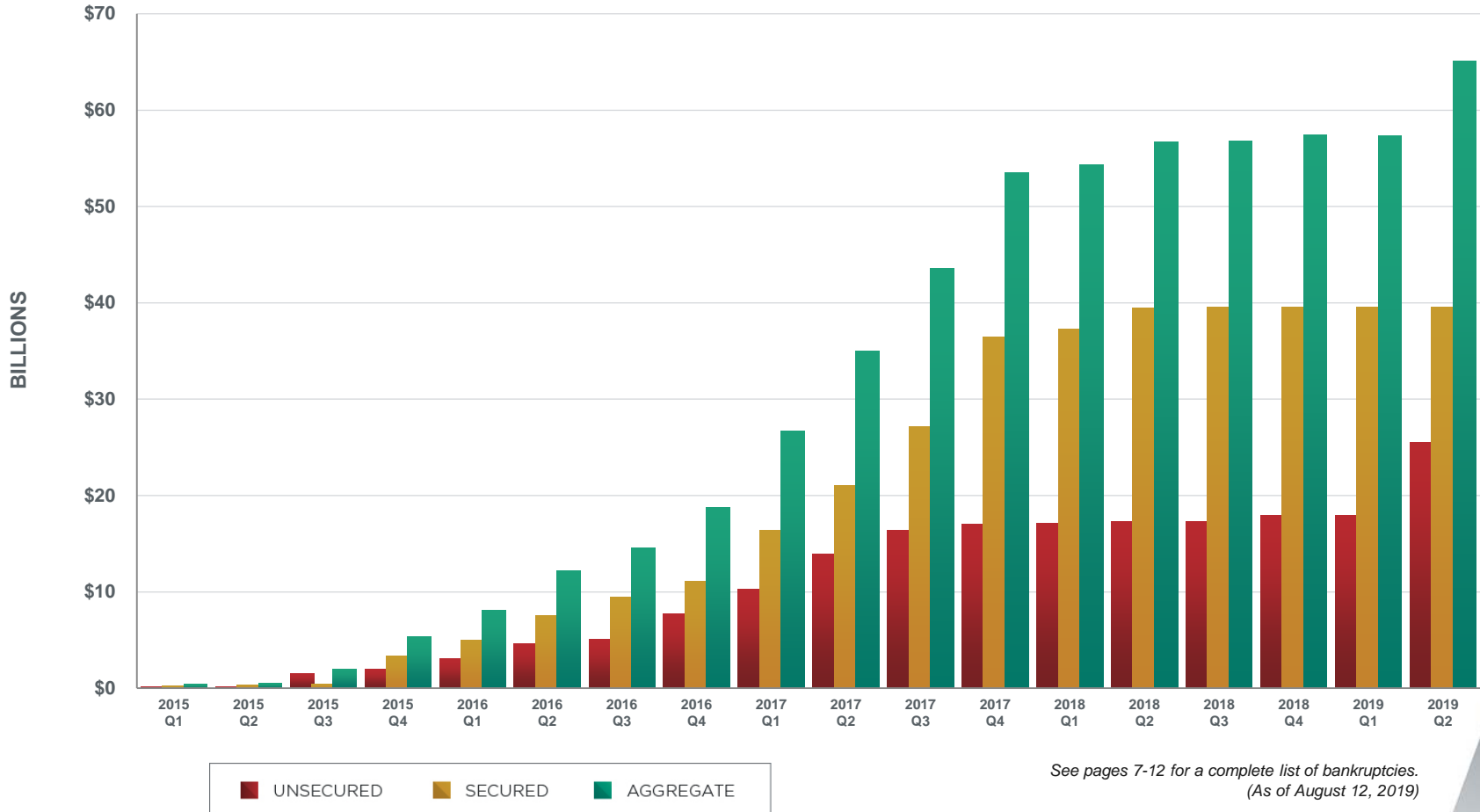
2015-2019 CUMULATIVE NORTH AMERICAN OILFIELD SERVICES BANKRUPTCY FILINGS

HAYNES AND BOONE OILFIELD SERVICES BANKRUPTCY TRACKER



2015-2019 CUMULATIVE NORTH AMERICAN OILFIELD SERVICES UNSECURED DEBT, SECURED DEBT, AND AGGREGATE DEBT

HAYNES AND BOONE OILFIELD SERVICES BANKRUPTCY TRACKER

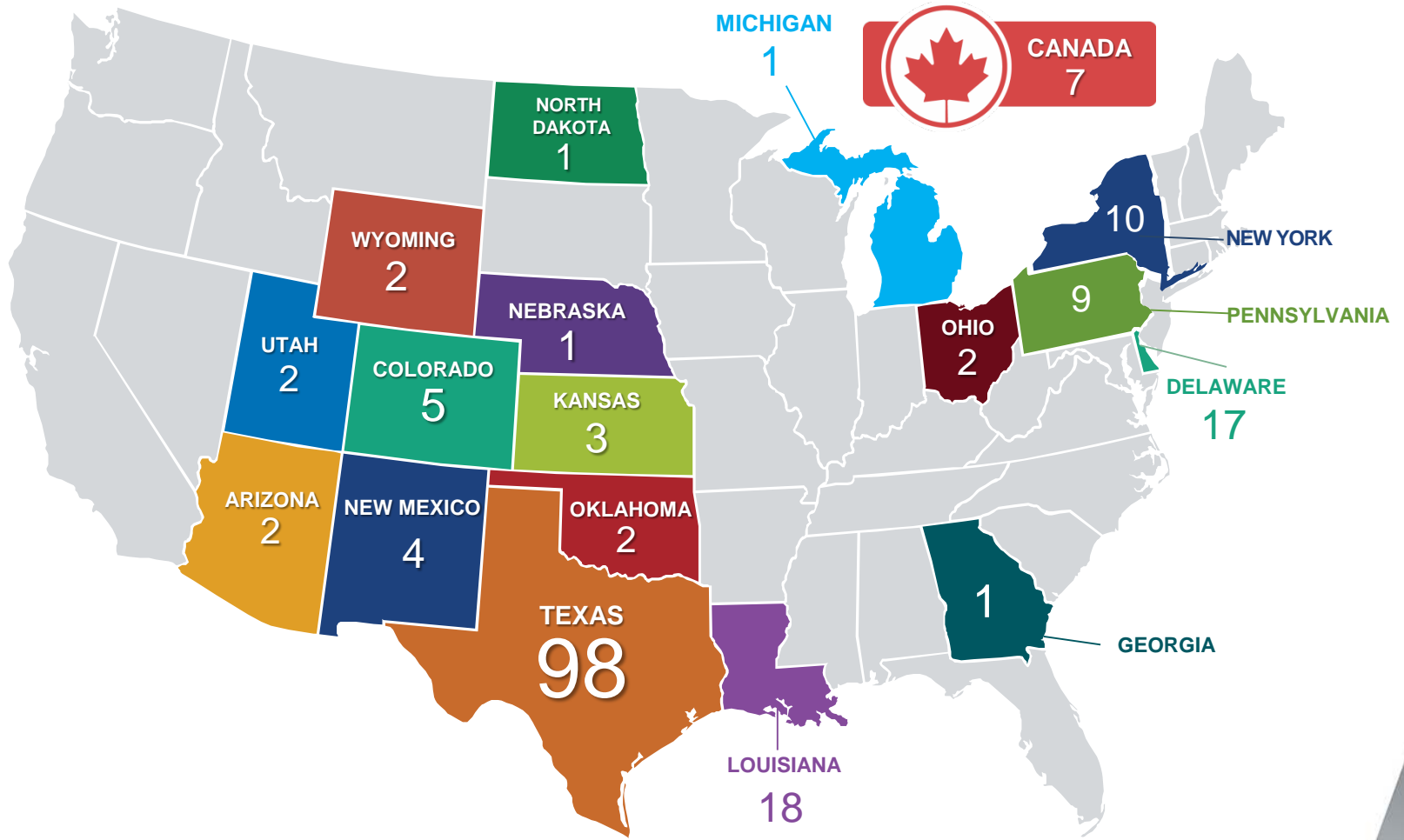


See pages 7-12 for a complete list of bankruptcies.
(As of August 12, 2019)

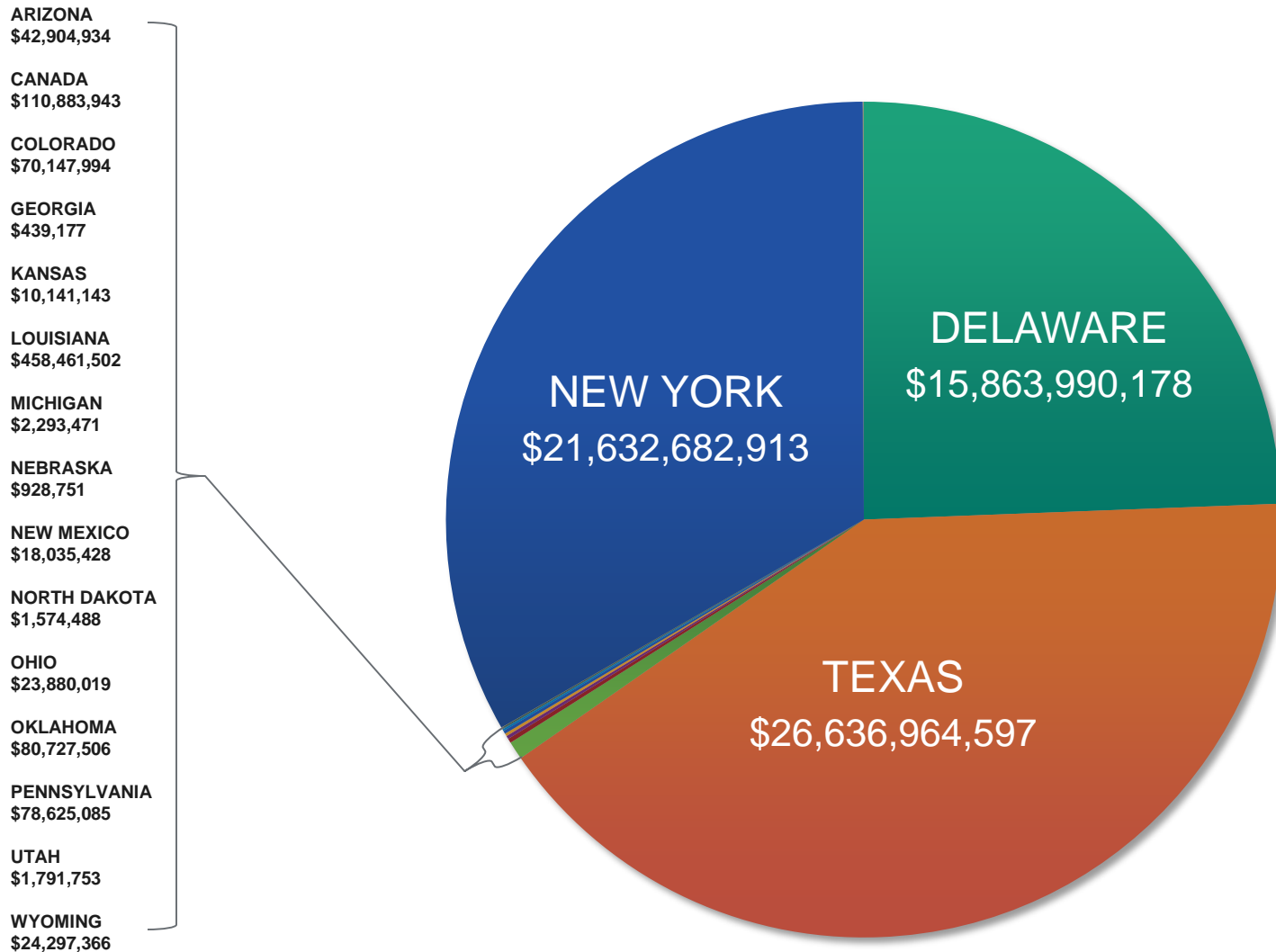


**HAYNES AND BOONE OILFIELD SERVICES
BANKRUPTCY TRACKER**

2015-2019 NORTH AMERICAN OILFIELD SERVICES BANKRUPTCY FILINGS BY LOCATION



2015-2019 NORTH AMERICAN OILFIELD SERVICES AGGREGATE DEBT BY FILING LOCATION



LIST OF NORTH AMERICAN OILFIELD SERVICES BANKRUPTCIES 2015-2019*

2015 BANKRUPTCIES

	FILING DATE	COURT	CASE NUMBER	DEBTOR	SECURED	UNSECURED	TOTAL
1	1/15/2015	W.D. Tex.	15-50161	GASFRAC ENERGY SERVICES INC.	\$ 24,872,458	\$ 47,340,908	\$ 72,213,366
2	2/5/2015	S.D. Tex.	15-30786	CALMENA ENERGY SERVICES, INC.	\$ 16,508,671	\$ -	\$ 16,508,671
3	2/6/2015	W.D. Pa.	15-20390	NORTH SHORE ENERGY SERVICES, LLC	\$ 45,000	\$ 1,429,550	\$ 1,474,550
4	2/19/2015	Canada		LEADER ENERGY SERVICES	\$ 9,379,928	\$ 8,384,929	\$ 17,764,857
5	3/3/2015	D. Del.	15-10458	CAL DIVE INTERNATIONAL, INC.	\$ 199,800,000	\$ 111,539,932	\$ 311,339,932
6	3/4/2015	S.D. Tex.	15-70116	SUMMIT WELL SERVICES, LLC	\$ 1,286,368	\$ 425,916	\$ 1,712,285
7	4/30/2015	D.N.M.	15-11137	HORIZON WELL SERVICES, LLC	\$ 2,912,058	\$ 1,266,464	\$ 4,178,524
8	5/17/2015	N.D. Tex.	15-41974	FRAC SPECIALISTS, LLC	\$ 39,110,987	\$ 7,597,925	\$ 46,708,912
9	5/18/2015	W.D. Okla.	15-11872	LONESTAR GEOPHYSICAL SURVEYS, LLC	\$ 7,186,640	\$ 5,125,128	\$ 12,311,768
10	6/8/2015	Canada		BIG EAGLE HYDRO-VAC, INC.	\$ 39,048,721	\$ 2,380,970	\$ 41,429,691
11	6/10/2015	W.D. Tex.	15-70082	2 D'S OILFIELD SERVICES, INC.	\$ 2,291,571	\$ 819,280	\$ 3,110,851
12	6/11/2015	Canada		HC PIPER MANUFACTURING, INC.	\$ 2,218,286	\$ 805,015	\$ 3,023,301
13	6/12/2015	N.D. Tex.	15-42370	ALL OUT ENERGY SERVICES, LLC	\$ 1,556,713	\$ 141,019	\$ 1,697,732
14	6/19/2015	D. Del.	15-11326	CITADEL ENERGY SERVICES, LLC	\$ 149,719	\$ 3,251,848	\$ 3,401,567
15	6/21/2015	S.D. Tex.	15-20241	TANK 1 SERVICES, LLC	\$ 3,969,381	\$ 2,255,207	\$ 6,224,588
16	7/17/2015	Canada		TORRAC OILFIELD SERVICES, LTD.	\$ -	\$ 4,610,478	\$ 4,610,478
17	8/13/2015	D. Del.	15-11685	HERCULES OFFSHORE, INC.	\$ -	\$ 1,306,971,541	\$ 1,306,971,541
18	8/18/2015	Canada		AQUA-PURE VENTURES, INC.	\$ 10,739,686	\$ 198,722	\$ 10,938,408
19	8/27/2015	W.D. Tex.	15-52071	FWLL, LLC	\$ -	\$ 5,516,047	\$ 5,516,047
20	9/1/2015	W.D. Tex.	15-52159	JM OILFIELD SERVICES, INC.	\$ 14,260,490	\$ 6,558,349	\$ 20,818,839
21	9/7/2015	S.D. Tex.	15-34736	DIVERSE ENERGY SYSTEMS, LLC	\$ 18,848,379	\$ 29,915,797	\$ 48,764,176
22	9/18/2015	S.D. Tex.	15-60070	HII TECHNOLOGIES, INC.	\$ 14,654,006	\$ 4,332,871	\$ 18,986,877
23	9/18/2015	W.D. Tex.	15-52267	BMC OILFIELD SUPPLY, LLC	\$ -	\$ 2,201,359	\$ 2,201,359
24	9/18/2015	W.D. Tex.	15-52270	NEW VOYAGE ENTERPRISES, LLC	\$ -	\$ 511,780	\$ 511,780
25	9/21/2015	W.D. La.	15-11758	ELITE COIL TUBING SOLUTIONS, LLC	\$ 12,000,000	\$ 11,402,567	\$ 23,402,567
26	9/25/2015	S.D. Tex.	15-35003	ENERGY OILFIELD SERVICES, LLC	\$ 3,260,142	\$ 1,586,327	\$ 4,846,469
27	10/2/2015	Canada		GROUNDFORCE GEODRILLING SOLUTIONS, INC.	\$ 10,110,076	\$ 7,014,059	\$ 17,124,135
28	10/12/2015	W.D. Tex.	15-70136	TRINITY ENVIRONMENTAL SERVICES, LLC	\$ 186,468,226	\$ 726,624	\$ 187,194,850
29	10/16/2015	W.D. La.	15-51336	A&B VALVE AND PIPING SYSTEMS, LLC	\$ 13,396,850	\$ 17,072,484	\$ 30,469,334
30	10/20/2015	S.D. Tex.	15-35530	BLUEWATER INDUSTRIES LP	\$ -	\$ 133,281,714	\$ 133,281,714
31	10/23/2015	D. Colo.	15-21821	ENSECO ENERGY SERVICES CORP.	\$ 11,855,649	\$ 2,134,466	\$ 13,990,115
32	11/9/2015	W.D. Pa.	15-70766	SOMERSET REGIONAL WATER RESOURCES, LLC	\$ 24,132,148	\$ 11,690,899	\$ 35,823,047
33	11/24/2015	W.D. Tex.	15-70162	ANIMAS WELL SERVICES, LLC	\$ 5,056,648	\$ 1,562,558	\$ 6,619,206
34	11/24/2015	E.D. Tex.	15-60796	TORQUED-UP ENERGY SERVICES, INC.	\$ 12,307,762	\$ 37,058,707	\$ 49,366,470
35	12/3/2015	D. Del.	15-12422	VANTAGE DRILLING CO.	\$ 2,629,230,429	\$ 143,924,728	\$ 2,773,155,157
36	12/14/2015	D. Wyo.	15-20821	STRATA ENERGY SERVICES INC.	\$ 19,875,810	\$ 3,203,555	\$ 23,079,366
37	12/16/2015	S.D. Tex.	15-36563	NOVA DIRECTIONAL, INC.	\$ 4,065,119	\$ 530,825	\$ 4,595,945
38	12/16/2015	D. Colo.	15-23704	CASCADE INTEGRATED SERVICES, LLC	\$ 5,017,133	\$ 1,257,827	\$ 6,274,960
39	12/17/2015	D. Ariz.	15-15859	RDX TECHNOLOGIES COPORATION	\$ 2,280,000	\$ 38,425,221	\$ 40,705,221
TOTAL 2015					\$ 3,347,895,055	\$ 1,964,453,600	\$ 5,312,348,655

*Debt information obtained from schedules, declarations, or other filings.
(As of August 12, 2019)

LIST OF NORTH AMERICAN OILFIELD SERVICES BANKRUPTCIES 2015-2019*

2016 BANKRUPTCIES, January – June

	FILING DATE	COURT	CASE NUMBER	DEBTOR	SECURED	UNSECURED	TOTAL
40	1/19/2016	D.N.M.	16-10078	ALLIANCE WELL SERVICE, LLC	\$ 3,536,467	\$ 986,010	\$ 4,522,478
41	1/31/2016	D. Del.	16-10221	EXTREME PLASTICS PLUS INC.	\$ 53,369,124	\$ 16,611,719	\$ 69,980,843
42	2/14/2016	D. Del.	16-10386	PARAGON OFFSHORE PLC	\$ 1,437,536,528	\$ 1,021,891,014	\$ 2,459,427,542
43	2/19/2016	D. Colo.	16-11308	CRAIG ENERGY, LLC	\$ 38,471,000	\$ 6,958,952	\$ 45,429,952
44	2/26/2016	W.D. Tex.	16-70028	DRM SALES & SUPPLY, LLC	\$ 11,465,408	\$ 7,715,498	\$ 19,180,906
45	3/1/2016	N.D. Tex.	16-40956	GREENHUNTER RESOURCES, INC.	\$ 21,470,000	\$ 2,292,008	\$ 23,762,008
46	3/2/2016	N.D. Tex.	16-40979	UNIVERSAL WELL SERVICE HOLDINGS, INC.	\$ 12,440,231	\$ 12,716,336	\$ 25,156,566
47	3/4/2016	S.D. Tex.	16-31201	WELLHEAD DISTRIBUTORS INTERNATIONAL	\$ 7,116,106	\$ 24,615,688	\$ 31,731,795
48	3/4/2016	W.D. La.	16-10383	S-3 PUMP SERVICE, INC.	\$ 4,056,686	\$ 9,470,720	\$ 13,527,407
49	3/10/2016	S.D. Tex.	16-60020	ESP PETROCHEMICALS, INC	\$ 2,843,613	\$ 4,587,835	\$ 7,431,449
50	3/13/2016	N.D. Tex.	16-41049	WELLFLEX ENERGY SOLUTIONS, LLC	\$ 1,639,599	\$ 2,317,930	\$ 3,957,529
51	3/14/2016	N.D. Tex.	16-50062	DJ OILFIELD SERVICES, LLC	\$ 609,744	\$ 2,405,046	\$ 3,014,790
52	3/25/2016	S.D. Tex.	16-31447	EAST AFRICAN DRILLING LTD.	\$ 40,000,000	\$ 5,358,389	\$ 45,358,389
53	3/28/2016	N.D. Tex.	16-50070	CROSSFIRE MANUFACTURING, LLC	\$ -	\$ 653,578	\$ 653,578
54	4/1/2016	W.D. Tex.	16-70042	ATK OILFIELD TRANSPORTATION, INC.	\$ 29,983,250	\$ 5,000,000	\$ 34,983,250
55	4/1/2016	W.D. La.	16-10545	KEITHVILLE WELL DRILLING & SERVICES, LLC.	\$ 5,461,052	\$ 3,863,666	\$ 9,324,718
56	4/4/2016	W.D. Tex.	16-50778	SANJEL INC.	\$ 890,638,000	\$ 213,964,000	\$ 1,104,602,000
57	4/15/2016	N.D. Tex.	16-41547	DIAMOND TANK RENTAL, INC.	\$ 6,700,731	\$ 2,227,896	\$ 8,928,627
58	4/15/2016	N.D. Okla.	16-10678	SHEEHAN PIPE LINE CONSTRUCTION COMPANY	\$ 13,069,790	\$ 55,345,948	\$ 68,415,738
59	4/21/2016	E.D. Tex.	16-40742	FPUSA, LLC	\$ -	\$ 2,365,457	\$ 2,365,457
60	4/26/2016	W.D. Tex.	16-70059	WEST TEXAS POLY AND PUMP, LLC	\$ 1,620,000	\$ 2,116,023	\$ 3,736,023
61	4/29/2016	D. Utah	16-23671	ENERGY DRILLING, LLC	\$ -	\$ 657,872	\$ 657,872
62	5/3/2016	W.D. Tex.	16-70066	CANDESCENT WELL SERVICE, LLC	\$ 149,174	\$ 1,358,051	\$ 1,507,225
63	5/11/2016	W.D. Tex.	16-51110	J P S COMPLETION FLUIDS, INC.	\$ 720,480	\$ 3,771,113	\$ 4,491,593
64	5/17/2016	S.D. Tex.	16-50108	HAWK OILFIELD SERVICE, INC.	\$ 604,765	\$ 673,420	\$ 1,278,185
65	5/17/2016	W.D. Tex.	16-70079	TALL CITY WELL SERVICE, LP	\$ 12,428,779	\$ 2,055,854	\$ 14,484,633
66	5/17/2016	D.N.M.	16-11222	HUNGRY HORSE, LLC	\$ 3,032,630	\$ 2,439,247	\$ 5,471,877
67	5/18/2016	M.D. Pa.	16-02115	NUWELD, INC.	\$ 8,292,050	\$ 3,153,971	\$ 11,446,021
68	5/23/2016	S.D. Tex.	16-60056	ARMADA WATER ASSETS, INC.	\$ 5,295,888	\$ 14,256,499	\$ 19,552,388
69	5/24/2016	S.D. Tex.	16-80149	MARK A. MARTINEZ, LLC	\$ 389,335	\$ 350,921	\$ 740,256
70	5/31/2016	D. Colo.	16-15466	FORT DRILLING, LLC	\$ 669,000	\$ 144,138	\$ 813,138
71	6/5/2016	D. Del.	16-11385	HERCULES OFFSHORE, INC. ^	\$ 579,000,000	\$ 43,000,000	\$ 622,000,000
72	6/6/2016	S.D. Tex.	16-60070	ROYWELL SERVICES, INC.	\$ 15,017,333	\$ 6,092,939	\$ 21,110,272
73	6/7/2016	D. Del.	16-11409	SEVENTY SEVEN ENERGY, INC.	\$ 625,000,000	\$ 1,100,000,000	\$ 1,725,000,000
74	6/9/2016	M.D. Pa.	16-02449	PERRY PETROLEUM EQUIPMENT LTD, INC.	\$ 569,377	\$ 4,383,604	\$ 4,952,982
75	6/17/2016	W.D. Tex.	16-70101	RAIDER OILFIELD SERVICES, LLC	\$ 406,000	\$ 2,235,633	\$ 2,641,633
76	6/20/2016	S.D. Tex.	16-33091	HARKAND GULF CONTRACTING LIMITED	\$ 269,600,000	\$ 65,900,000	\$ 335,500,000
77	6/24/2016	W.D. Tex.	16-51402	ENGINEERED WELL SERVICE INTERNATIONAL, LLC	\$ 7,881,360	\$ 1,147,885	\$ 9,029,245
78	6/27/2016	W.D. La.	16-50876	LOUISIANA CRANE & CONSTRUCTION, LLC	\$ 46,045,010	\$ 17,962,169	\$ 64,007,179
79	6/30/2016	D. Kan.	16-11224	PRATT WELL SERVICE, INC.	\$ 4,072,074	\$ 871,720	\$ 4,943,794

*Debt information obtained from schedules, declarations, or other filings.

^Second filing within TTM.

(As of August 12, 2019)

LIST OF NORTH AMERICAN OILFIELD SERVICES BANKRUPTCIES 2015-2019*

2016 BANKRUPTCIES, July – December

	FILING DATE	COURT	CASE NUMBER	DEBTOR	SECURED	UNSECURED	TOTAL
80	7/6/2016	S.D. Tex.	16-33433	ROTARY DRILLING TOOLS USA, LLC	\$ 35,762,204	\$ 7,257,263	\$ 43,019,466
81	7/18/2016	W.D. La.	16-80783	J&C OILFIELD RENTALS, LLC	\$ 790,000	\$ 2,116,225	\$ 2,906,225
82	7/20/2016	S.D. Tex.	16-33590	C&J ENERGY SERVICES, LTD.	\$ 1,372,843,297	\$ 314,443,320	\$ 1,687,286,617
83	7/20/2016	N.D. Tex.	16-42751	RIVER BEND GEO SERVICES, LLC	\$ 909,707	\$ 1,645,389	\$ 2,555,096
84	7/22/2016	S.D. Tex.	16-33646	PRECISION MACHINED PRODUCTS	\$ 2,615,734	\$ 629,230	\$ 3,244,964
85	7/25/2016	M.D. La.	16-10867	TESLA OFFSHORE, LLC	\$ 30,640,644	\$ -	\$ 30,640,644
86	8/2/2016	N.D. Tex.	16-33121	STW RESOURCES HOLDING CORP.	\$ 2,440,252	\$ 29,862,996	\$ 32,303,248
87	8/3/2016	S.D. Tex.	16-20306	GLOBAL GEOPHYSICAL SERVICES, INC.	\$ 125,550,643	\$ 73,878,446	\$ 199,429,089
88	8/8/2016	W.D. La.	16-51082	TUSK ENERGY SERVICES, LLC	\$ 5,516,779	\$ 101,846	\$ 5,618,625
89	8/18/2016	S.D. Tex.	16-34107	DOMINION STEEL SPECIALTIES INC.	\$ 891,000	\$ 2,208,958	\$ 3,099,958
90	8/26/2016	W.D. Pa.	16-23160	PATRIOT ONE, INC.	\$ 49,369	\$ 947,492	\$ 996,861
91	8/26/2016	N.D. Tex.	16-50183	GRIMMETT BROTHERS, INC.	\$ 6,473,352	\$ 978,398	\$ 7,451,750
92	8/30/2016	N.D. Tex.	16-43247	CNC FABRICATION AND MAINTENANCE INC.	\$ 292,327	\$ 1,174,568	\$ 1,466,895
93	8/31/2016	S.D. Tex.	16-34284	LIGHT TOWER RENTALS, INC.	\$ 345,800,000	\$ -	\$ 345,800,000
94	9/7/2016	W.D. Tex.	16-52063	CAMINO AGAVE, INC.	\$ 3,326,037	\$ 6,897,759	\$ 10,223,796
95	9/8/2016	W.D. Pa.	16-23349	A-K SUPPLY COMPANY, INC.	\$ 85,783	\$ 39,210	\$ 124,993
96	9/9/2016	S.D. Tex.	16-34581	KUBCO DECANter SERVICES, INC.	\$ 847,555	\$ 789,079	\$ 1,636,635
97	9/14/2016	S.D. Tex.	16-34624	INLAND ENVIRONMENTAL AND REMEDIATION, INC.	\$ 3,024,236	\$ 9,870,652	\$ 12,894,888
98	9/15/2016	W.D. Pa.	16-23458	ROYAL FLUSH, INC.	\$ 4,453,533	\$ 1,423,260	\$ 5,876,793
99	9/23/2016	W.D. La.	16-51321	CROWN DRILLING, INC.	\$ -	\$ 203,125	\$ 203,125
100	10/4/2016	W.D. La.	16-51380	PADCO ENERGY SERVICES, LLC	\$ 5,094,927	\$ 3,421,034	\$ 8,515,961
101	10/5/2016	D. Kan.	16-11948	GABEL LEASE SERVICE, INC.	\$ 720,023	\$ 2,153,499	\$ 2,873,522
102	10/5/2016	W.D. Tex.	16-31581	GM OILFIELD & TRUCKING SERVICES, LLC	\$ 2,910,163	\$ 493,938	\$ 3,404,101
103	10/18/2016	S.D.N.Y.	16-12920	TERVITA CORPORATION	\$ 1,070,344,532	\$ 990,800,000	\$ 2,061,144,532
104	10/18/2016	E.D. Tex.	16-41888	PCI MANUFACTURING, LLC	\$ 5,139,323	\$ 4,598,444	\$ 9,737,767
105	10/18/2016	D. Neb.	16-41573	ENERGY STORAGE & TRADING, L.L.C.	\$ 135,000	\$ 793,751	\$ 928,751
106	10/24/2016	D. Del.	16-12306	KEY ENERGY SERVICES, INC.	\$ 353,526,688	\$ 690,400,000	\$ 1,043,926,688
107	10/24/2016	Canada		QUINTERA DRILLING LIMITED PARTNERSHIP	\$ 2,730,727	\$ 13,262,345	\$ 15,993,072
108	10/25/2016	D. Del.	16-12320	BASIC ENERGY SERVICES, INC.	\$ 215,175,000	\$ 884,825,000	\$ 1,100,000,000
109	11/8/2016	D. Utah	16-29891	REDROCK WELL SERVICE, LLC	\$ 651,000	\$ 482,881	\$ 1,133,881
110	12/2/2016	W.D. Tex.	16-52748	ADVANCED SOLIDS CONTROL, LLC	\$ 2,450,355	\$ 2,613,536	\$ 5,063,891
111	12/16/2016	N.D. Tex.	16-20362	DIADEM ENTERPRISES, INC.	\$ 2,361,860	\$ 1,790,677	\$ 4,152,537
TOTAL 2016					\$ 7,764,752,636	\$ 5,724,021,069	\$ 13,488,773,705
TOTAL 2015-2016					\$ 11,112,647,691	\$ 7,688,474,669	\$ 18,801,122,359

*Debt information obtained from schedules, declarations, or other filings.
(As of August 12, 2019)

LIST OF NORTH AMERICAN OILFIELD SERVICES BANKRUPTCIES 2015-2019*

2017 BANKRUPTCIES, January – July

FILING DATE	COURT	CASE NUMBER	DEBTOR	SECURED	UNSECURED	TOTAL
112 1/9/2017	D. Del.	17-10064	CHIEFTAIN SAND AND PROPPANT, LLC	\$ 66,195,192	\$ 1,246,052	\$ 67,441,244
113 1/15/2017	M.D. Ga.	17-70043	CREASY GEOTHERMAL & WELL DRILLING, INC.	\$ 253,096	\$ 186,081	\$ 439,177
114 1/16/2017	W.D. Pa.	17-70032	NORTHEAST ENERGY MANAGEMENT, INC.	\$ 2,141,540	\$ 3,865,917	\$ 6,007,457
115 1/22/2017	S.D. Tex.	17-20023	FORBES ENERGY SERVICES LTD.	\$ 24,000,000	\$ 281,000,000	\$ 305,000,000
116 1/23/2017	D. Wyo.	17-20037	TARTAN CONTROLS CORP.	\$ -	\$ 1,218,000	\$ 1,218,000
117 1/29/2017	S.D.N.Y.	17-10184	TOISA LIMITED	\$ 936,404,831	\$ -	\$ 936,404,831
118 2/6/2017	S.D.N.Y.	17-22168	ULTRAPETROL (BAHAMAS) LIMITED	\$ 454,000,000	\$ 10,600,000	\$ 464,600,000
119 2/27/2017	S.D. Tex.	17-31146	EMAS CHIYODA SUBSEA LIMITED	\$ -	\$ 647,794,332	\$ 647,794,332
120 3/7/2017	S.D. Tex.	17-31496	ETHOS OFFSHORE US LLC	\$ -	\$ 4,675,850	\$ 4,675,850
121 3/17/2017	S.D.N.Y.	17-22405	EZRA HOLDINGS LIMITED	\$ 100,817,256	\$ 1,494,094,523	\$ 1,594,911,779
122 3/17/2017	S.D. Tex.	17-31646	MONTCO OFFSHORE, INC.	\$ 115,839,650	\$ 20,890,582	\$ 136,730,232
123 3/22/2017	W.D. La.	17-50354	WRIGHT'S WELL CONTROL SERVICES, LLC	\$ 5,827,223	\$ 2,549,273	\$ 8,376,496
124 3/27/2017	S.D.N.Y.	17-10736	OCEAN RIG UDW INC	\$ 3,560,000,000	\$ 131,000,000	\$ 3,691,000,000
125 4/3/2017	N.D. Tex.	17-41442	HYDROSCIENCE TECHNOLOGIES, INC.	\$ 6,076	\$ 13,659,916	\$ 13,665,992
126 4/3/2017	W.D. La.	17-50424	MUD CONTROL EQUIPMENT CORPORATION	\$ 380,782	\$ 544,444	\$ 925,226
127 4/3/2017	N.D. Tex.	17-41444	SOLID SEISMIC, LLC	\$ -	\$ 1,352,114	\$ 1,352,114
128 4/28/2017	E.D. Mich.	17-46425	HARDROCK HDD, INC.	\$ 1,798,103	\$ 495,368	\$ 2,293,471
129 4/30/2017	S.D. Tex.	17-32660	AMERIFORGE GROUP INC	\$ 751,590,000	\$ 72,200,000	\$ 823,790,000
130 5/1/2017	D. Del.	17-10949	NUVERRA ENVIRONMENTAL SOLUTIONS, INC.	\$ 480,841,090	\$ 48,033,482	\$ 528,874,572
131 5/16/2017	S.D. Tex.	17-80152	OIL PATCH TRANSPORTATION, INC.	\$ 1,157,127	\$ 1,275,674	\$ 2,432,801
132 5/17/2017	D. Del.	17-11125	GULFMARK OFFSHORE, INC.	\$ -	\$ 560,197,094	\$ 560,197,094
133 5/17/2017	D. Del.	17-11132	TIDEWATER INC	\$ 2,040,000,000	\$ 300,910,000	\$ 2,340,910,000
134 5/19/2017	S.D. Tex.	17-33103	ARCHER LIMITED	\$ 601,750,000	\$ -	\$ 601,750,000
135 6/1/2017	D. Colo.	17-15141	HALKER CONSULTING LLC	\$ 2,118,386	\$ 1,521,443	\$ 3,639,829
136 6/13/2017	S.D. Tex.	17-33692	DURON SYSTEMS, INC.	\$ 1,998,061	\$ 3,882,724	\$ 5,880,785
137 6/13/2017	W.D. La.	17-50747	PETROLEUM SPECIALTY RENTAL, LLC	\$ 1,200,000	\$ 495,318	\$ 1,695,318
138 6/14/2017	S.D.N.Y.	17-11637	CGG HOLDING (US) INC.	\$ 809,071,150	\$ 2,636,047,105	\$ 3,445,118,255
139 6/18/2017	S.D. Tex.	17-33807	QUALITY OIL TOOLS LLC	\$ 8,693,330	\$ 2,197,889	\$ 10,891,219
140 7/7/2017	S.D. Tex.	17-34230	WALLER MARINE, INC.	\$ 3,045,130	\$ 2,804,371	\$ 5,849,501
141 7/14/2017	W.D. La.	17-50902	PELLERIN ENERGY RENTALS, LLC	\$ 1,814,706	\$ 2,060,978	\$ 3,875,684
142 7/17/2017	W.D. La.	17-80717	DOUBLE EAGLE ENERGY SERVICES, LLC	\$ 10,551,291	\$ 2,634,101	\$ 13,185,392
143 7/17/2017	W.D. Tex.	17-70126	WEST TEXAS BULLDOG OILFIELD SERVICES, LLC	\$ 3,484,122	\$ 2,015,963	\$ 5,500,085
144 7/20/2017	D. Del.	17-11572	PROSPECTOR OFFSHORE DRILLING S.A.R.L.	\$ 97,391,959	\$ 99,544,040	\$ 196,935,999

*Debt information obtained from schedules, declarations, or other filings.
(As of August 12, 2019)

LIST OF NORTH AMERICAN OILFIELD SERVICES BANKRUPTCIES 2015-2019*

2017 BANKRUPTCIES, August – December

FILING DATE	COURT	CASE NUMBER	DEBTOR	SECURED	UNSECURED	TOTAL	
145	8/1/2017	N.D. Tex.	17-43208	COMPLETION INDUSTRIAL MINERALS, LLC	\$ 1,471,901	\$ 3,195,668	\$ 4,667,569
146	8/4/2017	D.N.M.	17-12024	E.O.S. RENTALS LLC, A NEW MEXICO LIMITED LIABILITY COMPANY	\$ 926,397	\$ 2,936,153	\$ 3,862,550
147	8/8/2017	W.D. La.	17-51014	KNIGHT ENERGY HOLDINGS, LLC	\$ 223,575,095	\$ 163,008	\$ 223,738,103
148	8/17/2017	S.D. Tex.	17-34996	OSIES, INC.	\$ 4,946,507	\$ 1,236,852	\$ 6,183,359
149	8/24/2017	W.D. La.	17-51115	M & J ENERGY GROUP, LLC	\$ 916,832	\$ 6,121,618	\$ 7,038,450
150	9/12/2017	S.D. Tex.	17-60079	SEADRILL LIMITED	\$ 5,681,000,000	\$ 2,340,000,000	\$ 8,021,000,000
151	9/18/2017	N.D. Ohio	17-62060	PRIDE OF THE HILLS MANUFACTURING INC.	\$ 6,325,065	\$ 3,344,596	\$ 9,669,661
152	9/19/2017	W.D. Tex.	17-70155	SURFACE DRILLING OF TEXAS, LLC	\$ 98,000	\$ 2,358,179	\$ 2,456,179
153	9/20/2017	D. Ariz.	17-11112	FARWEST PUMP COMPANY	\$ 771,958	\$ 1,427,755	\$ 2,199,713
154	9/30/2017	N.D. Tex.	17-50242	DEX SERVICES, LLC	\$ 2,288,224	\$ 806,827	\$ 3,095,051
155	10/1/2017	S.D. Tex.	17-35623	OFFSHORE SPECIALTY FABRICATORS, LLC	\$ 7,928,000	\$ 38,500,000	\$ 46,428,000
156	11/1/2017	E.D. Tex.	17-42386	ROYAL T ENERGY, LLC	\$ 3,444,828	\$ 10,666,947	\$ 14,111,775
157	11/3/2017	S.D.N.Y.	17-13130	ODEBRECHT ÓLEO E GÁS S.A.	\$ 4,700,000,000	\$ 561,060,679	\$ 5,261,060,679
158	11/12/2017	S.D.N.Y.	17-13193	PACIFIC DRILLING S.A.	\$ 3,000,000,000	\$ 5,517,308	\$ 3,005,517,308
159	12/4/2017	N.D. Ohio	17-17135	ORWELL TRUMBULL PIPELINE CO. LLC	\$ 10,669,465	\$ 3,540,893	\$ 14,210,358
160	12/5/2017	S.D. Tex.	17-36605	PARAGON GLOBAL, LLC	\$ 3,800,000	\$ 381,791	\$ 4,181,791
161	12/13/2017	S.D. Tex.	17-36696	CAREY CRUTCHER, INC.	\$ -	\$ 336,925	\$ 336,925
162	12/18/2017	S.D. Tex.	17-60179	EXPRO HOLDINGS US INC.	\$ 1,400,000,000	\$ 15,542,426	\$ 1,415,542,426
163	12/20/2017	S.D.N.Y.	17-13588	BIBBY OFFSHORE SERVICES PLC	\$ 246,097,250	\$ 10,828,279	\$ 256,925,529
TOTAL 2017					\$ 25,376,629,623	\$ 9,358,958,537	\$ 34,735,588,160
TOTAL 2015-2017					\$ 36,489,277,313	\$ 17,047,433,206	\$ 53,536,710,519

*Debt information obtained from schedules, declarations, or other filings.
(As of August 12, 2019)



LIST OF NORTH AMERICAN OILFIELD SERVICES BANKRUPTCIES 2015-2019*

2018 BANKRUPTCIES, January – December

FILING DATE	COURT	CASE NUMBER	DEBTOR	SECURED	UNSECURED	TOTAL
164 1/15/2018	S.D. Tex.	18-30150	TRIAD WELL SERVICES, LLC	\$ 253,139	\$ 2,112,153	\$ 2,365,292
165 1/21/2018	D. Del.	18-10122	PES HOLDINGS, LLC	\$ 679,000,000	\$ 27,105,889	\$ 706,105,889
166 1/24/2018	S.D. Tex.	18-30197	LOCKWOOD HOLDINGS INC.	\$ 81,268,334	\$ 2,143,141	\$ 83,411,475
167 3/7/2018	S.D. Tex.	18-31080	HGIM HOLDINGS LLC	\$ 1,227,000,000	\$ 2,303,862	\$ 1,229,303,862
168 4/20/2018	S.D. N.Y.	18-11094	PERFORADORA ORO NEGRO S. DE R.L. DE C.V.	\$ 916,000,000	\$ -	\$ 916,000,000
169 4/27/2018	E.D. La	18-11102	ABE'S BOAT RENTALS INC.	\$ 9,761,335	\$ 1,249,713	\$ 11,011,048
170 6/1/2018	D. N.D.	18-30340	BJ'S DRILL STEM TESTING INC.	\$ 18,903	\$ 1,555,585	\$ 1,574,488
171 6/25/2018	S.D. Tex.	18-33410	GEOKINETICS INC.	\$ 38,136,017	\$ 232,674,382	\$ 270,810,398
172 7/9/2018	S.D. Tex.	18-33794	VON DIRECTIONAL SERVICES, LLC	\$ 2,000,000	\$ 830,000	\$ 2,830,000
173 8/15/2018	S.D. Tex.	18-34567	MIDWAY OILFIELD CONSTRUCTORS, INC.	\$ 2,076,804	\$ 1,665,375	\$ 3,742,179
174 9/29/2018	S.D. Tex.	18-35441	FRANCIS DRILLING FLUIDS LTD.	\$ 78,000,000	\$ -	\$ 78,000,000
175 12/12/2018	S.D. Tex.	18-36958	PARKER DRILLING	\$ -	\$ 585,000,000	\$ 585,000,000
2018 YTD				\$ 3,033,514,532	\$ 856,640,100	\$ 3,890,154,631
TOTAL 2015-2018				\$ 39,522,791,845	\$ 17,904,073,306	\$ 57,426,865,152

2019 BANKRUPTCIES, January – August

FILING DATE	COURT	CASE NUMBER	DEBTOR	SECURED	UNSECURED	TOTAL
176 2/15/2019	S.D. Tex.	19-30869	CORNERSTONE VALVE, LLC	\$ 5,636,947	\$ 2,272,789	\$ 7,909,737
177 2/15/2019	S.D. Tex.	19-30870	WELL HEAD COMPONENT INC.*	\$ -	\$ 840,406	\$ 840,406
178 3/11/2019	S.D. Tex.	19-31371	GASPER RICE RESOURCES LTD.	\$ 1,802,150	\$ 682,275	\$ 2,484,425
179 6/10/2019	S.D. Tex.	19-70233	LONGHORN PAVING & OILFIELD SERVICES, INC.	\$ 780,876	\$ 2,351,097	\$ 3,131,973
180 7/1/2019	S.D. Tex.	19-33694	WEATHERFORD INTERNATIONAL PLC	\$ -	\$ 7,427,067,000	\$ 7,427,067,000
181 7/3/2019	S.D. Tex.	19-33804	COMPRESSION GENERATION SERVICES, LLC	\$ -	\$ 4,212	\$ 4,212
182 7/11/2019	S.D. Tex.	19-33884	SHALE SUPPORT GLOBAL HOLDINGS, LLC*	\$ -	\$ 127,899,025	\$ 127,899,025
183 7/11/2019	W.D. Pa.	19-22775	SILVER CREEK SERVICES, INC	\$ 2,500,000	\$ 9,422,381	\$ 11,922,381
184 7/15/2019	D. Del.	19-11565	EMERGE ENERGY SERVICES LP*	\$ -	\$ 48,322,110	\$ 48,322,110
185 7/26/2019	D. Kan.	19-11404	MWM OIL COMPANY, INC.	\$ 691,846	\$ 1,631,981	\$ 2,323,827
2019 YTD				\$ 11,411,820	\$ 7,620,493,278	\$ 7,631,905,099
TOTAL 2015-2019				\$ 39,534,203,665	\$ 25,524,566,585	\$ 65,058,770,251

*Debt information obtained from schedules, declarations, or other filings.
(As of August 12, 2019)

PRIMARY CONTACTS

RESTRUCTURING



IAN PECK
Partner, Dallas
214.651.5155
ian.peck@haynesboone.com



CHARLES BECKHAM, JR.
Partner, Houston
713.547.2243
charles.beckham@haynesboone.com



ELI COLUMBUS
Partner, Dallas
214.651.5045
eli.columbus@haynesboone.com



MATT FERRIS
Partner, Dallas
214.651.5955
matt.ferris@haynesboone.com



FRASHER MURPHY
Partner, Dallas
214.651.5246
frasher.murphy@haynesboone.com



PATRICK HUGHES
Partner, Denver / Houston
713.547.2550
patrick.hughes@haynesboone.com



KENRIC KATTNER
Partner, Houston
713.547.2518
kenric.kattner@haynesboone.com



GEOFFREY RAICHT
Partner, New York
212.659.4966
geoffrey.raicht@haynesboone.com



KELLI NORFLEET
Partner, Houston
713.547.2630
kelli.norfleet@haynesboone.com



STEPHEN PEZANOSKY
Partner, Fort Worth
817.347.6601
stephen.pezanosky@haynesboone.com



ARSALAN MUHAMMAD
Associate, Houston
713.547.2257
arsalan.muhammad@haynesboone.com



DAVID STAAB
Associate, Fort Worth
817.347.6645
david.staab@haynesboone.com



KOURTNEY LYDA
Counsel, Houston
713.547.2590
kourtney.lyda@haynesboone.com



JAROM YATES
Associate, Dallas
214.651.5139
jarom.yates@haynesboone.com



MARTHA WYRICK
Associate, Houston
713.547.2047
martha.wyrick@haynesboone.com

Haynes and Boone has more than 550 lawyers, including nearly 20 restructuring practitioners and 100 energy lawyers and landmen serving clients across the globe.



PRIMARY CONTACTS

OILFIELD SERVICES



BUDDY CLARK
Partner, Houston
713.547.2077
buddy.clark@haynesboone.com



BRAD RICHARDS
Partner, London
44 020 8734.2802
brad.richards@haynesboone.com



LAURA MARTONE
Counsel, Orange County
949.202.3065
laura.martone@haynesboone.com



KAREN DENNEY
Partner, Fort Worth
817.347.6616
karen.denney@haynesboone.com



SAMEER SAXENA
Partner, Houston
713.547.2013
sameer.saxena@haynesboone.com



ELLEN CONLEY
Associate, Houston
713.547.2204
ellen.conley@haynesboone.com



AUSTIN ELAM
Partner, Houston
713.547.2122
austin.elam@haynesboone.com



CHRIS WOLFE
Senior Counsel, Houston
713.547.2024
chris.wolfe@haynesboone.com



KIM MAI
Associate, Houston
713.547.2029
kim.mai@haynesboone.com



KRAIG GRAHMANN
Partner, Houston
713.547.2048
kraig.grahmann@haynesboone.com



HUNT BUCKLEY
Senior Counsel, Mexico City
52.55.5249.1812
hunt.buckley@haynesboone.com



VIKKI MARSH
Associate, Houston
713.547.2994
vikki.marsh@haynesboone.com



NEAL KAMINSKY
Partner, Houston
713.547.2542
neal.kaminsky@haynesboone.com



MICHAEL COOPER
Counsel, Dallas
214.651.5465
michael.cooper@haynesboone.com



MATTHEW ROUNTREE
Associate, Houston
713.547.2006
matthew.rountree@haynesboone.com

Haynes and Boone has more than 550 lawyers, including nearly 20 restructuring practitioners and 100 energy lawyers and landmen serving clients across the globe.



LOCATIONS

AUSTIN

600 Congress Avenue
Suite 1300
Austin, TX 78701
United States of America
T +1 512.867.8400
F +1 512.867.8470

DENVER

1050 17th Street
Suite 1800
Denver, CO 80265
United States of America
T +1 303.382.6200
F +1 303.382.6210

MEXICO CITY

Torre Esmeralda I, Blvd.
Manuel Ávila Camacho #40
Despacho 1601
Col. Lomas de Chapultepec,
DF 11000
Mexico City, Mexico
T +52.55.5249.1800
F +52.55.5249.1801

RICHARDSON

2505 North Plano Road
Suite 4000
Richardson, TX 75082
United States of America
T +1 972.739.6900
F +1 972.680.7551

WASHINGTON, D.C.

800 17th Street NW
Suite 500
Washington, D.C. 20006
United States of America
T +1 202.654.4500
F +1 202.654.4501

CHARLOTTE

101 S. Tryon Street
Suite 2250
Charlotte, NC 28280
United States of America
T +1 980.771.8200
F +1 980.771.8201

FORT WORTH

301 Commerce Street
Suite 2600
Fort Worth, TX 76102
United States of America
T +1 817.347.6600
F +1 817.347.6650

NEW YORK

30 Rockefeller Plaza
26th Floor
New York, NY 10112
United States of America
T +1 212.659.7300
F +1 212.918.8989

SAN ANTONIO

112 East Pecan Street
Suite 1200
San Antonio, TX 78205
United States of America
T +1 210.978.7000
F +1 210.978.7450

CHICAGO

180 N. LaSalle Street
Suite 2215
Chicago, IL 60601
United States of America
T +1 312.216.1620
F +1 312.216.1621

HOUSTON

1221 McKinney Street
Suite 2100
Houston, TX 77010
United States of America
T +1 713.547.2000
F +1 713.547.2600

ORANGE COUNTY

600 Anton Boulevard
Suite 700
Costa Mesa, CA 92626
United States of America
T +1 949.202.3000
F +1 949.202.3001

SHANGHAI

Shanghai International
Finance Center, Tower 2
Unit 3620, Level 36
8 Century Avenue, Pudong
Shanghai 200120, P.R. China
T +86.21.6062.6179
F +86.21.6062.6347

DALLAS

2323 Victory Avenue
Suite 700
Dallas, TX 75219
United States of America
T +1 214.651.5000
F +1 214.651.5940

LONDON

1 New Fetter Lane
London, EC4A 1AN
United Kingdom
T +44 (020) 8734 2800
F +44 (020) 8734 2820

PALO ALTO

525 University Avenue
Suite 400
Palo Alto, CA 94301
United States of America
T +1 650.687.8800
F +1 650.687.8801

THE WOODLANDS

10001 Woodloch Forest Drive
Suite 200
The Woodlands, TX 77380
United States of America
T +1 713.547.2100
F +1 713.547.2101



haynesboone

This publication is for informational purposes only and is not intended to be legal advice and does not establish an attorney-client relationship. Legal advice of any nature should be sought from legal counsel.